

## Old Testament

### Lesson 33 - Brave Daniel

#### Aims

- \* to learn about the bravery of Daniel.
- \* to learn what it means to be brave

#### Materials

- \* Bible Story - Daniel 6: 1-28
- \* Visual aids - pictures from the story
- \* Worksheets
- \* Materials for Lion paper plate - Lion template, paper plate, paint, toothbrush, glue, scissors, lollipop stick, tissue paper or wool (yellow, brown and orange)
- \* Coloured pencils

#### Key words

Brave - to be ready to face difficulties instead of avoiding them

Avoid - to stay away from doing something

Conscience - the little voice in our head that tells us what is right and wrong

#### Lesson Outline

1. Introduction
2. Story - Daniel and the Lion's Den
3. Questions about the story
4. What it means to be brave
5. Activities - retell the story, worksheets, lion paper plate, Daniel Song, Daniel Tag
6. Review the aims
7. Prayer

.....

#### 1) Introduction

Ask the children what it means to be brave. What kind of people are brave? A brave person is ready to face difficulties instead of avoiding them. For example, a fireman will go into a burning house to save someone, even though he is danger himself. Who in the Bible was brave? David fought Goliath. Moses went to Pharaoh tell him to let the Israelites go. What made them brave? Today's story is about someone who trusted God and was very brave.

#### 2) Story - Daniel and the Lion's Den

Daniel lived at the time when the Israelites were ruled by the Persians. He served in the palace of King Darius and was made into an important advisor. The other advisors were jealous of him. They persuaded the king to make a new law. "For the next 30 days, whoever prays to any god or man except the, King, will be thrown into the lions' den." The king agreed and signed the law. Daniel continued praying and was thrown to the lions, but he didn't die. An angel closed the mouth of the lions. Because of his faith in God he was protected.

### 3) Questions about the story

1. What was the name of the king? - *Darius*
2. What job did the king give him at first? - *to be one of the king's advisors*
3. What did the king want Daniel to do? - *be charge of the whole country*
4. Why did the king's other advisors not like Daniel? - *They were jealous of Daniel and wanted to get rid of him*
5. What new law did they ask the king to make? - *for the next 30 days, whoever prays to any god or man except you, King, will be thrown into the lions' den*
6. What did Daniel do three times a day? - *pray*
7. Why did Daniel keep praying, when he knew he could be thrown to the lions? - *He prayed because he always did this and he trusted God to take care of him*
8. Why was King Darius sad? - *He really liked Daniel and he didn't want him to die, but the king couldn't change the law*
9. How was Daniel protected? - *God sent an angel, who shut their mouths*

### 4) What it means to be brave

To be brave means you are ready to face something that is difficult to do instead of avoiding it

\* What did Daniel do that was brave?

- *He kept praying when he knew he could be thrown to the lions*
- *He did what he knew was right, even though it was hard.*
- *He trusted God*
- *He put God first before the laws made by men.*
- *He followed his conscience*

\* What are some things that are difficult for you to do?

- *visiting the doctor? doing something new,? telling the truth when you do something wrong*

\* When have you been brave? Did you overcome something instead of avoiding it?

\* What can we learn from Daniel about being brave?

- *He trusted God and God helped him. We can do the same. If something is difficult for us, we can ask God to help us. He also followed his conscience. We can do the same.*

### 5) Activities

\* Retell the story - using the pictures. Put them in the correct order.

\* Worksheets

- a) Daniel Prays to God - Connect the dots to find out where he prayed. Then colour the picture.
- b) In the Lion's Den - Colour the pieces. Cut them out and fit them together to make a picture.
- c) Daniel Maze - Help Daniel find the way out of the lion's den.

\* Make a lion paper plate

1. Paint a paper plate yellow
2. Make the mane with paint, tissue paper or wool
  - With paint, mix it lightly on a plate. Using a toothbrush, dip into the paint and brush on a mane
  - With tissue paper cut strips and glue them around the outside of the plate to make the lion's mane.

- With wool cut strips and glue them around the outside edge of the plate to make the lion's mane.

### 3. Make the face

- Cut and glue on template pieces (ears, eyes and nose)
- Draw mouth, whisker freckles and eyebrows with black marker.
- Make a mask, by leaving off the eyes and cutting holes.
- Attach a lollipop stick to the bottom for the child to hold it to their face.

\* Daniel Song - to the tune "Joshua at the Battle of Jericho".

Daniel was thrown into the lions' den, lions' den, lions' den

Daniel was thrown into the lion's den,

Cause he prayed to God alone.

God sent his angel to the lions' den lions' den, lions' den

God sent his angel to the lions' den

And he shut the lions' mouths.

\* Daniel Tag

To play, have one child be "the lion" and the rest of the children being "Daniels." Play what looks like a regular game of tag, with the lion being "it." When the lion tags a Daniel, the Daniel becomes a lion as well. Continue until all there is only one Daniel remaining. To play another game, have the winning Daniel be the first lion.

## **6) Review the lesson aim**

- \* to learn about the bravery of Daniel.
- \* to learn what it means to be brave

## **7) Prayer**

# Daniel and the Lions Den



Over many years, the Israelites continued to disobey God and they lost God's protection. Jerusalem was conquered by the Babylonians and many Israelites were taken to Babylon as prisoners. The king of Babylon picked some men to serve in the royal court. A young man called Daniel was one of them. One year later, the Persians captured Babylon and their leader, Darius, became king.

Darius made Daniel one of his chief advisors. The king was so impressed with him that he planned to make him ruler over the whole kingdom. But the king's other advisors grew jealous of Daniel. They tried to find reasons to accuse him and watched what he did. But they could not find anything wrong with him. Daniel was a man people could trust. He did not cheat the king, and he worked very hard.

Finally these men said to each other, "We can't find any reason for the king to fire Daniel. The only way we could get him to disobey the king is if we made a law against his god." So they came up with a plan and spoke to the king.

"Great King Darius. All of your advisors have agreed on something. We think you should make a new law that everybody should obey. For the next 30 days, whoever prays to any god or man except you, king, should be thrown into the lions' den. All of your advisors have agreed that this should be done." The advisors lied, but the king didn't know this, so he made the law. Once a law was made it couldn't be changed even by the king.

When Daniel heard about the new law he did what he always did. He went home to a room upstairs and opened the windows that looked out over the city. Three times that day he went down on his knees and prayed to God just like he always had.

A group of men decided to spy on Daniel. They went to Daniel's house and found him praying and asking God for help. So they ran straight to the king and told him, "Your worker Daniel is ignoring your command. We have seen him praying to his God three times today."

When the king heard this he was very sad. He really liked Daniel and he didn't want him to die. He tried everything to get the law changed to stop Daniel from being thrown in the lions' den, but the men came to him and reminded him that the law could not be changed and Daniel would have to be punished.

So at the end of the day the king gave the order, and they brought Daniel and threw him into the lions' den. The king said to Daniel, "I hope your God who you serve and pray to will rescue you!"

A large, heavy stone was rolled in front of the den and the king went back to his palace with tears in his eyes. That night King Darius couldn't eat or sleep he was so worried for Daniel.



The next day, as soon as the sun came up the king got up and ran to the lions' den. As he got closer he shouted, "Daniel, has your God who you serve and pray to rescued you from the lions?" The king waited quietly for a response.


Then all of a sudden Daniel said, "O king, live forever! My God sent an angel, and he shut the mouths of the lions. They have not hurt me because I have done nothing wrong."


The king jumped with joy and immediately ordered that Daniel be removed from the den. And when Daniel was lifted from the den, there wasn't even a scratch on him because he trusted in God.

The king knew that the men had tricked him into punishing Daniel so he had them thrown to the lions instead.


After that the king made a new law and he said, "Daniel's God is great, and I order that everyone in my kingdom must respect the Lord God, who rescued Daniel from the hungry lions."












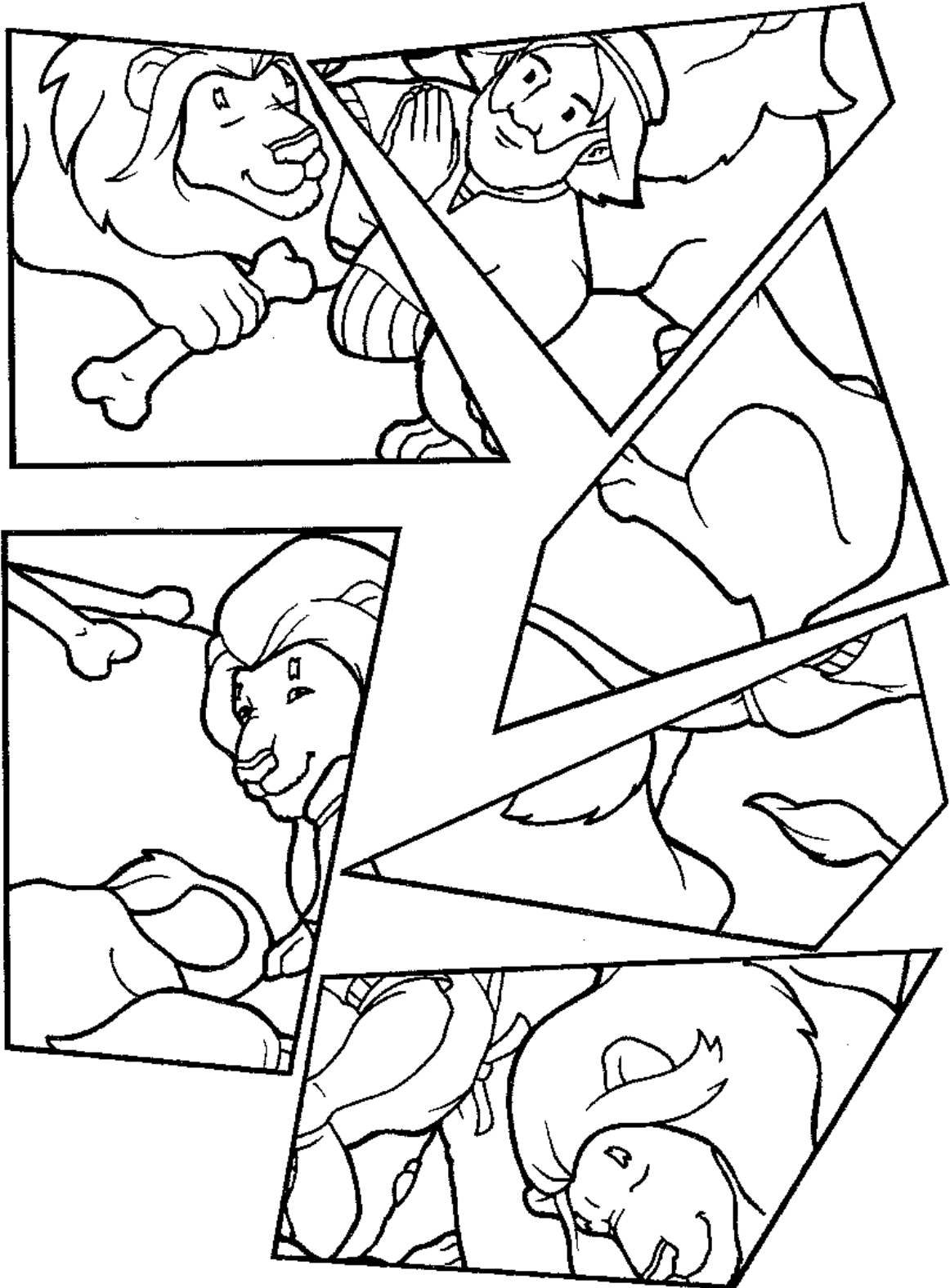
# Daniel Prays to God

Daniel did not let the king's law stop him from praying. Connect the dots to find out where he prayed. Then colour the picture




# In the Lion's Den

Colour the pieces of the puzzle. Cut them out & fit them together to make a picture in the lion's den



# Daniel's Maze

Help Daniel find the way out of the lion's den.



# Lion Paper Plate



## **MATERIALS**

Lion template, paper plate, paint, toothbrush, glue, scissors, lollipop stick, tissue paper or wool (yellow, brown and orange)

## **INSTRUCTIONS**

1. Paint a paper plate yellow
2. Make the mane with paint, tissue paper or wool
  - With paint, mix it lightly on a plate. Using a toothbrush, dip into the paint and brush on a mane
  - With tissue paper cut strips and glue them around the outside of the plate to make the lion's mane.
  - With yarn cut strips and glue them around the outside edge of the plate to make the lion's mane.

## **MAKE THE FACE**

Cut and glue on template pieces (ears, eyes and nose) Draw mouth, whisker freckles and eyebrows with black marker. Make a mask, by leaving off the eyes and cutting holes. Attach a lollipop stick to the bottom for the child to hold it to their face.

# Lion Templates

